


尺寸	85mm*85mm
纸张	
工艺	

正面

折 叠



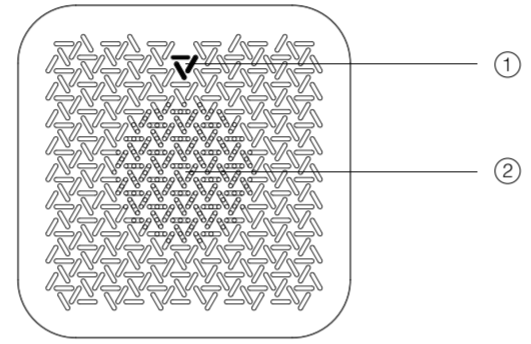
Setting up your DEFED DEFED Indoor Siren
User Guide V 1.0

LS204WH

INTRODUCTION

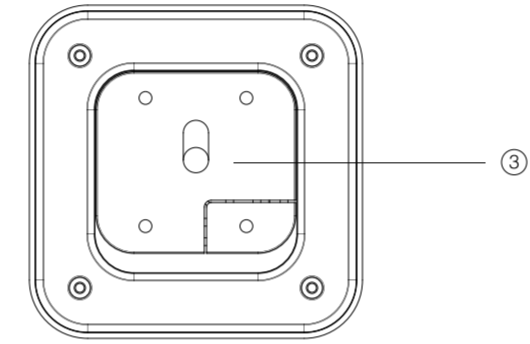
LifeSmart DEFED Indoor Siren is a warning devices for loudly notification in intrusion and hold up alarm systems. It can produce a varying sound output, which is distinctive and likely to attract attention. The maximum sound volume can reach 98dB.

ILLUSTRATION



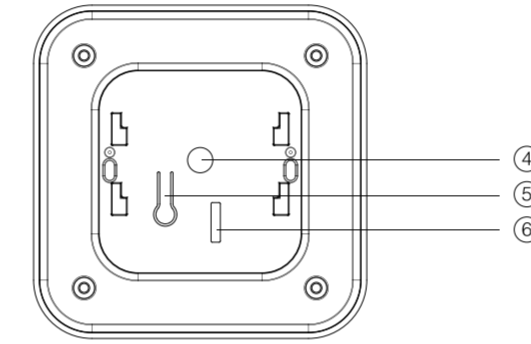
1: Indicator
2: Siren buzzer

ILLUSTRATION



3: Wall-mount bracket

ILLUSTRATION



4: External light indicator interface
5: Power on/off switch
6: Tamper protection button

SPECIFICATIONS

Size	85.6*85.6*34mm
Communication protocol	CoSS
Communication distance	800m(open field)
Operating temperature	-5~45°C
Operating humidity	5~90%
Sound volume	87~105dB at a distance of 1m
Buzzer operating frequency	3500 ± 500Hz
Material	ABS+PC
Battery type	2 x CR123A 3V
Standby time	5 years (standard environment)

SET UP

Notice: DEFED Indoor Siren needs to be paired with the DEFED Alarm Station or LifeSmart Smart Station to join the system.

1 After configuration of the alarm station, choose "Add Device" in LifeSmart App, select "DEFED Indoor Siren", enter pairing mode.

2 Follow the instruction on the app to finish pairing.

3 If a time-out error occurs, please repeat step 1-3 until it's successfully paired.

INSTRUCTION

- The DEFED Indoor Siren is equipped with a load buzzer to produce immediate warning when the alarm system is armed. Users can adjust the sound intensity according to actual needs.
- It also can be connected to an external LED indicator for light warning output at the same time.
- The DEFED Indoor Siren can only work under one and only one alarm station or smart station at the same time. If the siren is activated to the pairing mode and added to another alarm station or smart station, it will be automatically removed from the original alarm station or smart station and the status of the siren in the original system will be displayed as offline.
- Via the LifeSmart app, you can test the sound intensity by a simple test button.

反面

WARRANTY DESCRIPTION

Thank you for purchasing this LifeSmart product. In order to protect your rights, please read the following content carefully. The warranty period of our company's products is one year from the date of purchase or longer if local laws impose a longer minimum term, in which case the minimum term is the warranty period. During the warranty period, any faults caused by the product itself or for quality problems that arise under normal usage, LifeSmart will provide a free replacement.

User support e-mail address
support@lifsmart.com
Website
iot.lifsmart.com

ATTENTION

The following conditions are not covered by the warranty:

Product failure or damage caused by installation, use, and maintenance that is not in accordance with the product instructions;

Products beyond the warranty period;

Products that have the barcode tampered with or removed;

Devices that have been tampered with or customized outside of LifeSmart Terms Of Service as on the LifeSmart APP and website;

User-caused damage, such as inappropriate voltage input, high temperature, accidental spillage, physical damage, etc;

ATTENTION

Product failure or damage caused by force majeure such as earthquakes, fires, or floods;

Product failure or damage caused by other problems except the product itself.


DECLARATION

LifeSmart is a trademark of Hangzhou LifeSmart Technology Co., Ltd. As for the trademarks, product logos and product names from other companies presented within this manual, they are possessed by their own right holders. Without our written permission, no entity or individual shall extract, copy or disseminate in part or the whole of the manual contents in any form. Due to product version upgrades or other reasons, content of this manual may change. Our company reserves the right to change the contents of this manual without any notice. This manual is used only for instructional purposes. We strive to provide accurate information in this manual, but we are not able to ensure that the content of this manual is current. Statements, information and advice in this manual do not constitute any expressed or implied assurance. Updated manuals are available on our website at iot.lifsmart.com or by contacting our team.

DECLARATION

DECLARATION OF CONFORMITY

Hereby, LifeSmart declares that the radio equipment type is in compliance with Directive 2014/53/EU. The full text of the EU declaration of conformity is available at the following internet address: <http://global.lifsmart.com/ce/docs/>




Notice: This device may be used in each member state in EU.

DECLARATION

WEEE Directive Compliance

Device labelled with this symbol should not be disposed with other household wastes. It shall be handed over to the applicable collection point for the recycling of waste electrical and electronic equipment.



Manufacturer: HANGZHOU LIFESMART TECHNOLOGY CO., LTD.
Address: 22th Floor, Yuesheng International Center, 518 Pinglan Road, Xiaoshan District, Hangzhou, Zhejiang, China

Facebook: [lifsmarthome](https://www.facebook.com/lifsmarthome) Twitter: [lifsmarthome](https://twitter.com/lifsmarthome)
Copyright © 2021 LifeSmart Inc. All Rights Reserved.
P/N: 80008200 A0