

LifeSmart®

Simply Brilliant

Cololight PLUS

Setting up your LifeSmart Cololight PLUS

User Guide V1.0

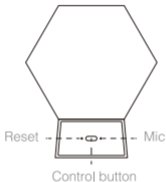
PRODUCT INTRODUCTION

LifeSmart Cololight PLUS is an ambient light supporting split joint and color changing. It can be placed on the table or installed as background wall, suspended ceiling.

Cololight PLUS is HomeKit-enabled, you can use Siri and Home app on iOS devices to control it.

Its unique functions like changing color with music, voice control bring intelligent playing into lighting system, providing dining, living and so many other scenes with various experiences.

INSTALLATION INSTRUCTION



Reset method: Press and hold the reset hole until the green indicator light on the controller flashes. Release the button and the device will reboot. Wait about 10 seconds for the device to reboot successfully and complete the reset.

FEATURES

- **Creative Shape**

Hexagon design, seamless connection and no dark area on the surface.

- **FUN of DIY**

various shapes with gorgeous effects to creates joyful atmosphere.

- **Color Changing with Music**

Dynamic effects & Sound activated.

- **16 Million Colors**

3 color selection modes (Selected, Dynamic & Customized).

FEATURES

- **App Control**

Various playing methods, Dimmable function, Auto ON/OFF.

- **Intelligent Scene Linkage**

Auto lighting up when opening door (Should be used with sensor).

- **Voice Control**

support Siri & Amazon Alexa & Google Assistant.

- **No Hub Required**

Directly controlled through App on mobile device.

SPECIFICATIONS

Light size	86x74.5x30.5mm
Light weight	52.5g
Controller Size	46.5x30.5x28mm
Controller weight	54g
Power cable length	1m
Communication protocol	Wi-Fi
Operating frequency	2.4GHz (5GHz not supported)
Input	5V DC, 2A
Operating temperature	-5~45°C
Operating humidity	5~90%
Material	ABS/ABS+PC
Power consumption	Static 0.3W Maximal 5W
Control mode	App/Voice/Control button

APP INSTRUCTION

Scan QR code or input following URL in your mobile browser to download App.

http://www.ilifsmart.com/getapp_qlqp.html

Visit the iOS App Store or Google Play and search for **Cololight**.

Pair up COLOLIGHT with your mobile device according to the instruction on App.

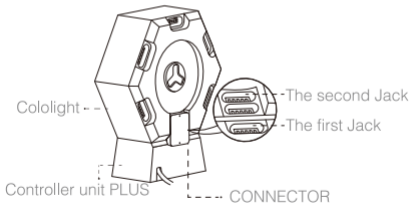


NOTE

Please check the FAQ in the Cololight App if you have any problems.

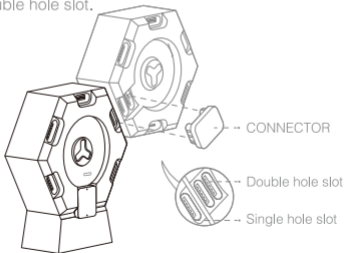
INSTALLATION INSTRUCTION

Use the CONNECTOR to fix the Controller unit PLUS and the Cololight



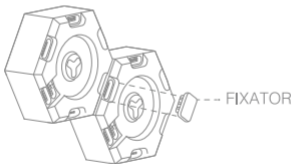
INSTALLATION INSTRUCTION

Connect COLOLIGHTs together with CONNECTOR, notice that one end of CONNECTOR must connect to single hole slot, the other end must connect to double hole slot.



INSTALLATION INSTRUCTION

Use FIXATORs to strengthen stability. Notice that FIXATOR must connect to single hole slots between two COLOLIGHTs. It only strengthens the structure without communication function.



NOTICE

- 1.** Controlling this HomeKit-enabled accessory automatically and away from home requires a HomePod, an Apple TV with tvOS 10.x or later, or an iPad with iOS 10.x or later set up as a home hub.
- 2.** Use of the Works with Apple HomeKit badge means that an electronic accessory has been designed to connect specifically to iPod touch, iPhone, or iPad, respectively, and has been certified by the developer to meet Apple performance standards. Apple is not responsible for the operation of this device or its compliance with safety and regulatory standards.
- 3.** Home app does not support functions such as single LED edit, playing method create, please turn to Cololight App if required.

WARNING

This product contains small parts that can cause danger if swallowed by children.

This product is not suitable for children under the age of 3.



Children under the age of 14 must use this product under parental supervision.

Hazardous Substance Table

Part Name		Grey plastic shell	Code Label	IC Body
Harmful Substance	(Cd)	○	○	○
	(Pb)	○	○	○
	(Hg)	○	○	○
	(Cr)	○	○	○
	(Br)	○	○	○

This table is made according to IEC 62321 test standard.

- Expresses that this hazardous substance in all homogeneous materials of this part is within limit range.
- X Expresses that this hazardous substance in at least one homogeneous material of this part is above limit.

WARRANTY DESCRIPTION

Thank you for purchasing this LifeSmart product. In order to protect your rights, please read the following content carefully: The warranty period of our company's products is one year from the date of purchase or longer if local laws impose a longer minimum term, in which case the minimum term is the warranty period. During the warranty period, any faults caused by the product itself or for quality problems that arise under normal usage, LifeSmart will provide a free replacement.

ATTENTION

The following conditions are not covered by the warranty:

- Product failure or damage caused by installation, use, and maintenance that is not in accordance with the product instructions;
- Products beyond the warranty period;
- Products that have the barcode tampered with or removed;
- Devices that have been tampered with or customized outside of LifeSmart Terms of Service as on the LifeSmart App and website;

ATTENTION

- User-caused damage, such as inappropriate voltage input, high temperature, accidental spillage, physical damage, etc;
- Product failure or damage caused by force majeure such as earthquakes, fires, or floods;
- Product failure or damage caused by other problems except the product itself.

User support e-mail address

support@ilifsmart.com

Website

www.ilifsmart.com



DECLARATION

LifeSmart is a trademark of Hangzhou LifeSmart Technology Co., Ltd. As for the trademarks, product logos and product names from other companies presented within this manual, they are possessed by their own right holders. Without our written permission, no entity or individual shall extract, copy or disseminate in part or the whole of the manual contents in any form. Due to product version upgrades or other reasons, content of this manual may change. Our company reserves the right to change the contents of this manual without any notice.

DECLARATION

DECLARATION OF CONFORMITY

Hereby, LifeSmart declares that the radio equipment type Cololight is in compliance with Directive 2014/53/EU. The full text of the EU declaration of conformity is available at the following internet address:

<http://global.ilifsmart.com/ce/docs/>



Notice: This device may be used in each member state in EU.

Manufacturer: Hangzhou LifeSmart Technology Co., Ltd.

Address: 10-11th Floor, Building A, SUPCON Information, 352 Binkang Road,
Binjiang District, Hangzhou, Zhejiang, CHN

Copyright © 2020 LifeSmart Inc. All Rights Reserved.
P/N: 88.005860 A0